

A



PROTEKT
CE 0082
EN353-1:2014

GB

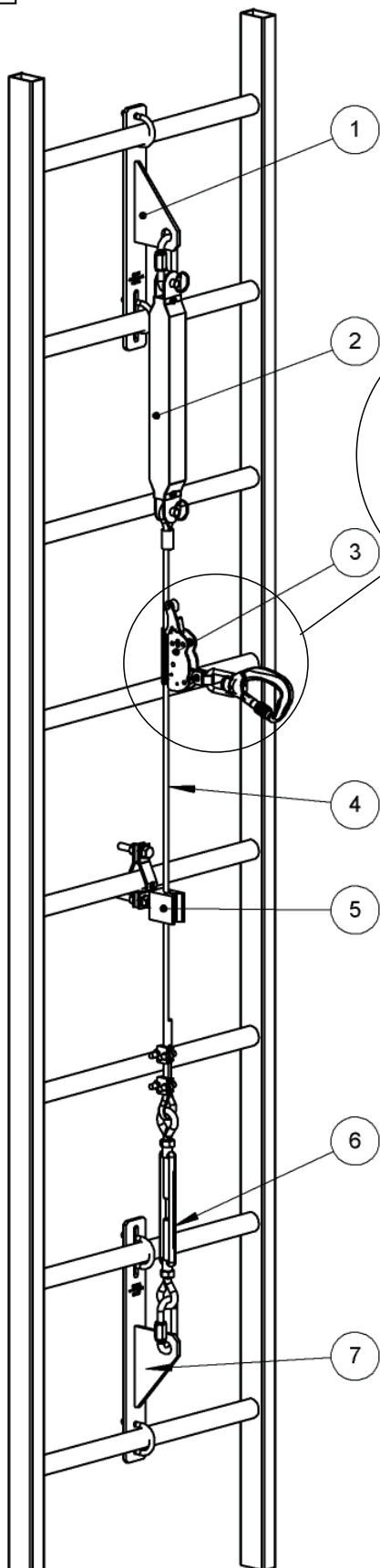
GUIDED TYPE FALL ARRESTER ON A RIGID ANCHORAGE LINE

PL

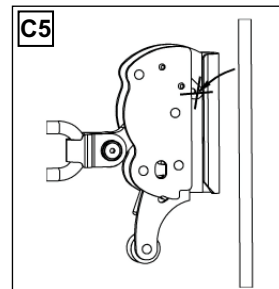
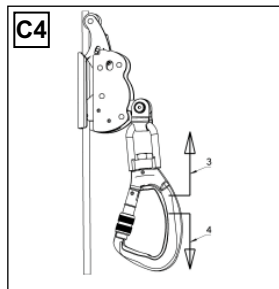
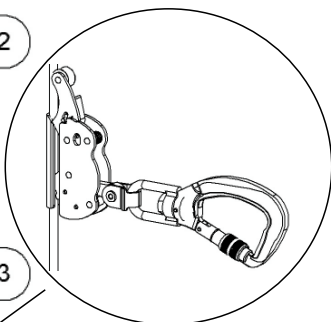
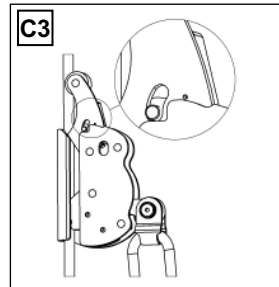
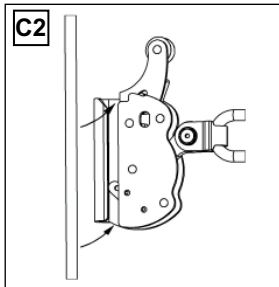
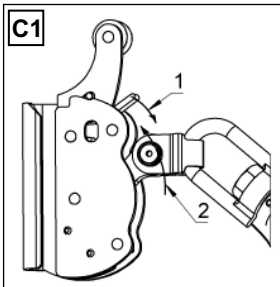
STAŁY SYSTEM ASEKURACJI PIONOWEJ

(Urządzenie samozaciskowe ze sztywną prowadnicą)

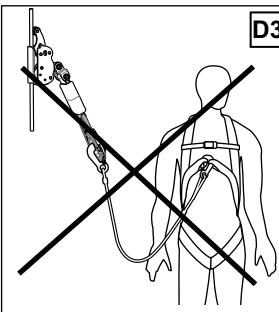
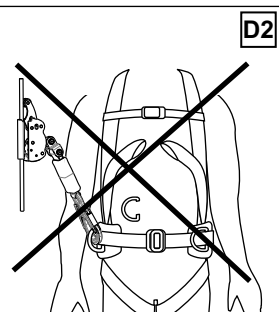
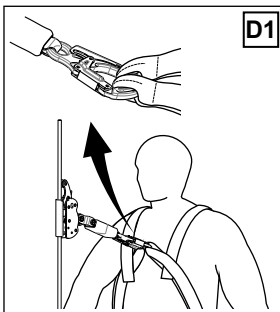
B



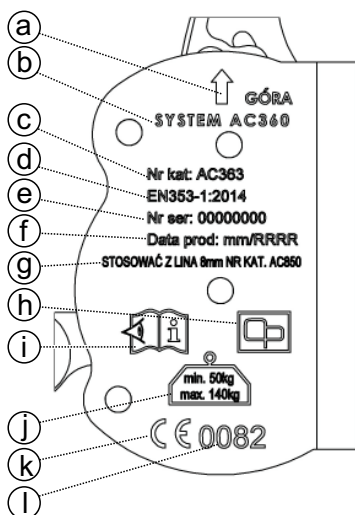
C



D



E



F



Wyposażenie do ochrony przed upadkiem z wysokości
SYSTEM ASEKURACJI PIONOWEJ
AC 360 EN353-1:2014

0082

UWAGA! Zapoznaj się z instrukcją użytkownika.
 Stosować z mechanizmem zaciskowym typ: AC363.
 Maks. liczba jednoczesnych użytkowników - 2 osoby.
 Zachować odstęp min. 3m. Nie używać po
 powstąpieniu spadania lub po upływie daty
 następczej kontroli.

Numer serijny:	Następne badanie techniczne
Data instalacji:	
Instalator	

PROTEKT Starowicza 9, 93-403 Łódź
 TEL.: +48 42 680 2063

A NOTICE: Read and fully understand these instructions before using this equipment.**B. DESCRIPTION**

The AC 360 vertical fall protection system is a guided type fall arrester on a rigid vertical line, conform to EN353-1:2014 standard. The system meets the requirements of the European Parliament Regulation 2016/425.

The system's base is a vertical line made of 8mm diam. stainless steel wire rope (ref. AC 850). The upper end of the line is equipped with energy absorber, ref. AC 362. The bottom end of the line is equipped with AC401 or AC402 spring tensioner with tension indicator. The upper end of the line is attached to the structure with the aid of AZ090 screw link connector. The vertical line of length more than 10m is equipped with a line holder (ref. AC 922) which protects the line against excessive vibration, caused e.g. by a wind. The rope grab (slider), ref. AC 363, is a personal equipment of an user, and is installed on the line in the case of usage of the protection. The rope grab/slider allows the user a safe movement up and down along the line and in case of falling it arrest the fall.

The system is intended for 2 simultaneous users of weight 140kg each. Each user should be equipped with separate (persona) rope grab AC363. Each installed (complete) vertical line is equipped with an informative plate, ref. AC803-AC804. The AC360 system can be used in temperature range up to -50 deg. C.

Drawing description:

1. Upper attachment.
2. Energy absorber.
3. Rope grab (slider).
4. Guide line.
5. Cable holder.
6. Tensioner.
7. Bottom attachment.

C. ROPE GRAB'S INSTALLATION ON A GUIDE LINE

1. Before attaching, pull off the arm with the roll by pulling the locking arm "1" and next lift the lever with a connector up "2", so that the slot for the rope was fully opened. (fig.C1).
2. Put the rope guide into the slot in the body, so that the rope is inside the body (fig.C2).
3. Release the locking arm and connector lever, to allow them return to initial position automatically. (fig.C3).
4. While holding the connector, move slowly the rope grab up and down "3" | "4" in order to check whether it can travel freely along the guide. Next, pull down fast "4" in order to check whether it locks on the guide rope (fig.5C4).

NOTE:

The rope grab AC363 is equipped with feature which protect itself against improper installation direction on the line (upside - down position). In this position, the slot for rope is closed and rope guide inserting into body is impossible (fig.C5).

D. THE ROPE GRAB ATTACHING TO A HARNESS

- D1- The rope grab should be attached to the front anchor point of a harness designed to arrest a fall (according to EN361), using the snap hook which is associated with the slider.
- D2- It is forbidden to attach the rope grab to work positioning belt.
- D3- It is forbidden to include any additional components between the snap hook of the rope grab and the attachment point of the harness.

E. MARKING OF THE ROPE GRAB

- a) Proper position of the rope grab on the guide line.
- b) Protective system identification to which the rope grab is intended.
- c) Reference number of the rope grab.
- d) Conformity to European standard.
- e) Product's serial number.
- f) Date of manufacture.
- g) Identification of the guide line.
- h) Manufacturer's identification.
- i) Caution: "Read the instruction manual".
- j) Minimal and maximal operational load.
- k) "CE" marking.
- l) Identity number of the notified body which controls the manufacturing process.

F. OZNAKOWANIE PROWADNICZY

- m) Protective system identification (type).
- n) Caution: "Read the instruction manual".
- o) Manufacturer's identification (name and address).
- p) Conformity to European standard.
- q) "CE" marking.
- r) Numer jednostki odpowiedzialnej za kontrolę procesu produkcji.
- s) Identity number of the notified body which controls the manufacturing process.

G. IDENTITY CARD

Each permanently installed vertical guide and each AC363 rope grab should be associated with an Identity Card, completed by an competent person and stored for the entire lifetime of the guide system or a rope grab. The Identity Cards should be completely filled before putting the guide or the rope grab into operation.

H. PERIODIC INSPECTIONS

All the components of the system: rope grab, connectors, shock absorber, rope tensioner, cable clips, should be periodically checked for mechanical, chemical or thermal defects and incorrect adjustment. Periodic inspection should be carried out at least every 12 months by a service authorised by the system manufacturer. The results of the inspection and potential repairs should be recorded in individual Identity Card of the vertical guide or the rope grab.

I. WITHDRAWAL FROM USE

The vertical guide and the rope grab should be withdrawn from the use and be inspected by the service authorized by the manufacturer when were engaged in arresting a fall or any doubts relating to its technical condition or proper functioning arose. The result of the inspection and information about admission for further use should be recorded in respective Identity Card.

J. OPERATING PERIOD

The AC360 system's operating period is unlimited provided that regular periodic inspections are performed.

K. STORAGE

The AC363 rope grab should be kept in a dry place, at room temperature, and protected from mechanical damage and from the effects of harsh chemicals. Before first use, the rope grab should be stored in the manufacturer's original packaging.

L. CLEANING

The components of the AC360 system should be cleaned with water and cloth. Do not use any solvents and harsh chemicals. After cleaning, the AC363 rope grab should be dried away from sources of heat.

M. REPAIRS

Any repairs or modifications performed on one's own are prohibited. All repairs and modifications must be performed by authorized service.

N. TRANSPORT

The components of the AC360 system should be transported in suitable packaging to protect them from moisture and mechanical, chemical or thermal damage (e.g.: in bags made from plastic or impregnated fabric or in steel or plastic boxes).

O. GENERAL SAFETY RULES RELATING THE AC360 SYSEM USAGE

- O1 The use of the safety system not in accordance with the instruction manual poses a treat to life.
- O2 The system can only be used by persons trained in the performance of work at height and the use of protective equipment against falls from a height.
- O3 The system cannot be used by people, whose health condition may have an impact on safety, both during normal operation and during rescue operations.
- O4 A rescue plan that can be used if necessary must be in place.
- O5 Do not modify, repair or replace the original components of the system. Any modifications, repairs or additions to the device can only be performed by an authorized service.
- O6 Before each use, check that the date of the system's next technical inspection has not passed.
- O7 Before and after each use, the system operator should visually check it for its completeness and correct condition and if the cable is taut. Also check the operation of the rope grab in accordance with the section "Attaching the rope grab to the guide". If any defects or incompleteness are identified, the system cannot be used.
- O8 In case of any doubts please contact the manufacturer or the manufacturer's authorized service.
- O9 EN361, EN362. The use of the system in conjunction with personal protective equipment must conform to the instruction manual of such equipment, in particular with the following standards: EN361, EN362.
- O10 It is forbidden to use the protective equipment set, in which the operation of one of the components is disrupted by another component.
- O11 The device can be used in an explosive environment on the basis of particular testing.
- O12 When using the system, pay particular attention to the phenomena adversely affecting the operation of the protective equipment or safety of the user, in particular: the negative impact of electricity, extreme temperatures, climatic factors, chemicals and pollutants. In particular, it is forbidden to use wet rope grab within freezing temperature range, which may cause the rope grab icing and, as a result, abnormal operation. If the rope grab is wet, than should be dried before use in freezing temperature.
- O13 On the first metres above the ground, exercise caution because the operator may not be fully protected from hitting the ground during arresting a fall. To avoid collision with stationary obstacles keep at least 2m free space under the operator's feet. If the system is used by two people at the same time, keep the 3m distance between the head of the person located below and the feet of the person located above.
- O14 After connecting to a harness, the rope grab connector shell be protected against unintentional opening.
- O15 The total weight of the equipment user should not exceed 100kg.
- O16 Only rope grabs marked with the AC360 symbol can be attached to the system's guide line. It is forbidden to use the AC363 rope grabs or AC360 guide lines in combination with other products.
- O17 Do not detach the AC363 rope grab from the guide or grab it with hand when moving up or down. All operations related to removing the rope grab from the guide and grabbing it with hand can be performed only when there is no risk of falling.
- O18 It is forbidden to use the system to stabilize the operator's position or work in suspension. For this purpose use a separate protective equipment and the system supporting the work at height, conforming to EN358.

PRODUCER:

PROTEKT - Starorudzka 9 - 93-403 Lodz - Poland
tel. +4842 6802083 - fax. +4842 6802093 - www.protekt.pl

CERTIFICATION:

The product meets the requirements of the European Parliament Regulation 2016/425. EU Conformity Declaraton is available on the website www/protekt.pl. The CE certificate was issued by Polski Rejestr Statków S.A, Gen. Hallera 126, 80-416 Gdańsk, Polska.
Quality control production supervised by APAVE SUDEUROPE SAS (no 0082) - CS 60193 - F13322 MARSEILLE CEDEX 16 FRANCE

