

**TIME OF USE**

Retractable type fall arrester can be used without time limit on condition periodic inspections are carried out timely.

**PERIODIC INSPECTIONS**

After each 12 months of usage the retractable type fall arrester should be withdrawn from use and subject to a detailed periodic inspection. The device can be subject to inspection only by the manufacturer or his authorized representative. During periodic inspection period of use of the device date of the next inspection should be arranged. All information regarding the periodic inspection must be recorded in the Identity Card.

**WITHDRAWAL FROM USE**

Retractable type fall arrester must be withdrawn from use immediately, if there are any doubts in regard of its correct condition and function. The device must not be used until the equipment manufacturer or his authorized representative carries out a detailed inspection and gives his written consent to use the equipment again. Retractable type fall arrester must be withdrawn from use immediately and sent to the manufacturer or his authorized representative to carry out a detailed inspection, if it has been used to arrest a fall. Any repair or service works can be performed only by the device manufacturer or his authorized representative.

Notified body responsible for controlling the production phase of the device:

APAVE SUDEUROPE SAS  
8 rue Jean-Jacques Vernazza – ZAC. Saumaty-Séon – BP 193  
13322 MARSEILLE CEDEX 16  
FRANCE - No. 0082

Notified body responsible for EU type test certification in accordance with Regulation 2016/425:

CIOP PIB - No.1437  
CENTRALNY INSTYTUT OCHRONY PRACY - PAŃSTWOWY INSTYTUT BHP  
ul. Gzerniakowska 16 00-701 Warszawa

**IDENTITY CARD**  
It is the responsibility of the user organisation to provide the identity card and to fill in the details required. The identity card should be filled in before the first use by a competent person, responsible in the user organization for protective equipment. Any information about the equipment like periodic inspections, repairs, reasons of equipment's withdrawal from use shall be noted into the identity card by a competent person in the user organization. The identity card should be stored during a whole period of equipment utilization. Do not use the equipment without the identity card.

MODEL AND TYPE OF EQUIPMENT			
SERIAL/BATCH NUMBER	DATE OF MANUFACTURE		
REFERENCE NUMBER	DATE OF PURCHASE		
USER NAME	DATE OF FIRST USE		

PERIODIC INSPECTION AND REPAIR HISTORY CARD				
DATE OF INSPECTION	REASON FOR INSPECTION OR REPAIR	DEFECTS, CONDITION NOTED REPAIRS CARRIED OUT	NAME AND SIGNATURE OF COMPETENT PERSON	NEXT INSPECTION DATE

0000495 ed-1/18.06.2019



**INSTRUCTION MANUAL**

Carefully read the manual before using the equipment.



**PROTEKT**

**CE 0082 EN 360:2002**

**RETRACTABLE TYPE FALL ARRESTER**

**CR250V/CR250VG/CR251V**

Retractable type fall arrester is a component of personal fall protection equipment compliant with EN 360:2002. Retractable type fall arrester provides protection for one user. CR250VG devices can be used in potentially explosive areas: 1,2,20,212,22 (according to PN-EN60079-10-1: 2016 and PN-EN 60079-10-2: 2015). The devices are equipped for this purpose grounding wire, which when used in an endangered environment explosion must be connected to a grounded structure. Permissible mass max.140kg user.  
Available lengths of work cable:  
- CR250V 06 / CR250VG 06 / CR251V 06 - 6 meters  
- CR250V 10 / CR250VG 10 / CR251V 10 - 10 meters  
- CR250V 12 / CR250VG 12 / CR251V 12 - 12 meters  
- CR250V 15 / CR250VG 15 / CR251V 15 - 15 meters

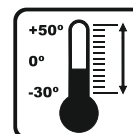
**DEVICE MARKING:**



Before each use check function of the locking gear.



Permissible inclination of work line from the vertical line



Range of device usage temperatures




Permissible user's weight



Store in rooms, protect from direct sunlight, moisture and other aggressive substances



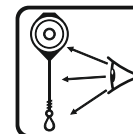
Use full body harness compliant with EN 361 only




Read the manual before use



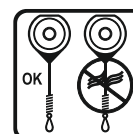
Do not release the device cable suddenly when extended



Inspect the device before each use



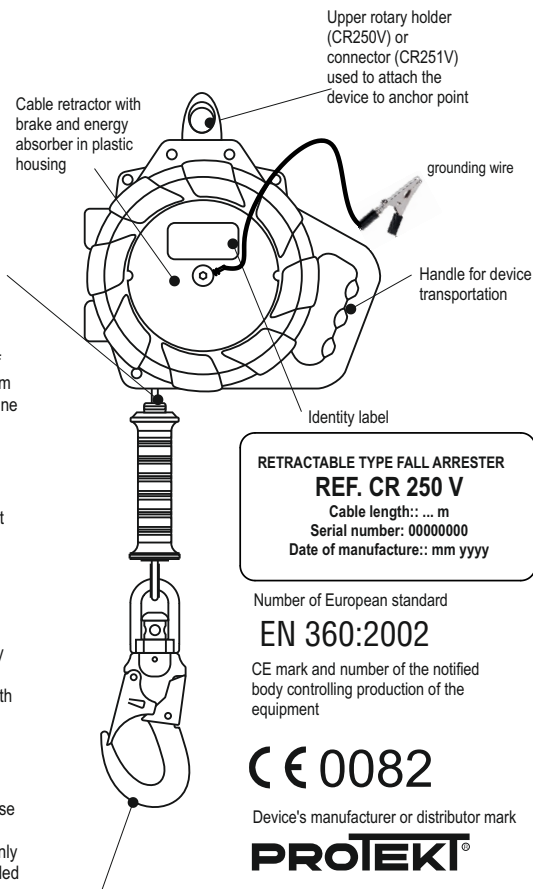
Do not repair the device on your own



Do not use the device with damaged cable



Attach the device to a structural anchor point (anchor point) using rotary holder



Snap hook with swivel (choice of alternative snap hooks with optional fall indicator)



Month and year of next manufacturer's inspection. Do not use the device after this date. Note: Before first use mark the date of the manufacturer's inspection (date of first use + 12 months, e.g. first use 01.2019 – mark inspection 01.2020)



Do not attach the device to a structural anchor point (anchor point) using handle for device transportation

## INSPECTION BEFORE USE

Before each use of the device the user must carry out a detailed inspection of components of the device: housing, snap hook, holder, work cable or webbing (over the whole length) for mechanical, chemical and thermal damages. It is necessary to check operation of retracting and braking gear by dynamically pulling the work cable/ webbing. The cable/ webbing should be locked and stop extending any further. After the cable/ webbing is released, it should be easily folded (retracted) by the device. Inspections and checks should be carried out by the user of the device. If there are any defects or doubts in regard of the correct condition and function of the device, it should be withdrawn from use immediately.

During usage protect all parts of the device from contact with oils, solvents, acids and alkali, open flame, molten metal spatters and objects with sharp edges. During operation on truss structures avoid interweaving the work cable/webbing between individual parts of the structure. Avoid usage of the device in dusty and oily environments.

Use of retractable type fall arrester as a part of a fall protection system must be in accordance with instructions for individual parts of the system and standards in force:

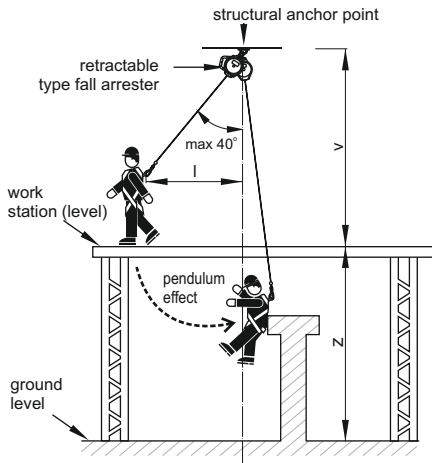
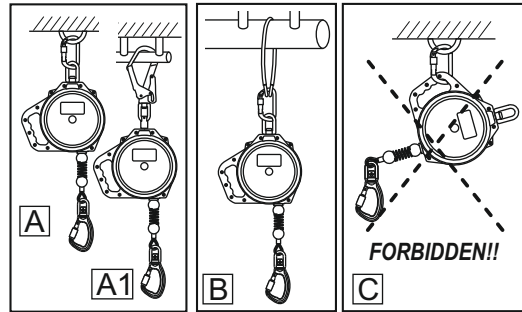
- EN 361 - Full body harness;
- EN 362 - Connectors;
- EN 795 - Anchor devices (anchor points).

## CONNECTING THE FALL ARRESTER TO STRUCTURAL ANCHOR POINT

The fall arrester must be connected to structural anchor point by the top swivel link (CR250) using a connector [A] or top connector (CR251) [A1] or sling [B] complying with EN362 or EN795 standards. It is strictly prohibited to attach the device using its carrying handle [C].

Structural anchorage point should be situated above the job place and have static resistance min. 12kN.

The shape of the structural anchorage point should not let self-acting disconnection of the device. It is recommended to use certified and marked structural anchorage point complied with EN 795.



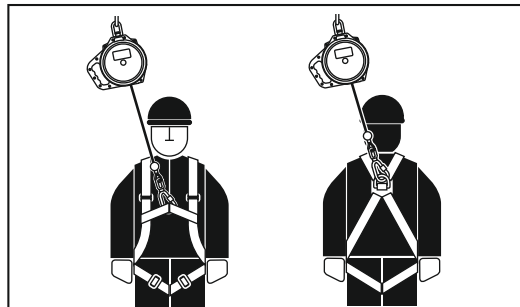
## REQUIREMENTS FOR STRUCTURAL ANCHOR POINTS

Structural anchor point which the retractable type fall arrester is attached to, should be located above the user.

If retractable type fall arrester is attached vertically above the user, minimum required free space below the work station (level) must be 1.5m.

When work cable of the retractable type fall arrester is deflected from the vertical line, a pendulum effect may occur. To avoid a related risk, pay attention that the device work line deflection from the vertical never reaches 40°. In such case the user may move in the horizontal over a distance "l" no greater than 1/2 "v".

Then the minimum required free space under the work station (level) must be 1.5m + distance "l".



## CONNECTING WORK CABLE OF RETRACTABLE TYPE FALL ARRESTER TO FULL BODY HARNESS

- snap hooks on work cable should be connected only to front or dorsal attachment point on the harness. Full body harness should be compliant with requirements of EN 361
- always secure the snap hook locking gear with locking gear

## THE ESSENTIAL PRINCIPLES FOR USERS OF PERSONAL PROTECTIVE EQUIPMENT AGAINST FALLS FROM A HEIGHT:

- personal protective equipment shall only be used by a person trained and competent in its safe use.
- personal protective equipment must not be used by a person with medical condition that could affect the safety of the equipment user in normal and emergency use.
- a rescue plan shall be in place to deal with any emergencies that could arise during the work.
- being suspended in PPE (e.g. arresting a fall), beware of suspension trauma symptoms.
- to avoid symptoms of suspension trauma, be sure that the proper rescue plan is ready for use. It is recommended to use foot straps.
- it is forbidden to make any alterations or additions to the equipment without the manufacturer's prior written consent.
- any repair shall only be carried out by equipment manufacturer or his certified representative.
- personal protective equipment shall not be used outside its limitations, or for any purpose other than that for which it is intended.
- personal protective equipment should be a personal issue item.
- before use ensure about the compatibility of items of equipment assembled into a fall arrest system. Periodically check connecting and adjusting of the equipment components to avoid accidental loosening or disconnecting of the components.
- it is forbidden to use combinations of items of equipment in which the safe function of any one item is affected by or interferes with the safe function of another.
- before each use of personal protective equipment it is obligatory to carry out a pre-use check of the equipment, to ensure that it is in a serviceable condition and operates correctly before it is used.
- during pre-use check it is necessary to inspect all elements of the equipment in respect of any damages, excessive wear, corrosion, abrasion, cutting or incorrect acting, especially take into consideration:
  - in full body harnesses and belts - buckles, adjusting elements, attaching points, webbings, seams, loops;
  - in energy absorbers - attaching loops, webbing, seams, casing, connectors;
  - in textile lanyards or lifelines or guidelines - rope, loops, thimbles, connectors, adjusting element, splices;
  - in steel lanyards or lifelines or guidelines - cable, wires, clips, ferrules, loops, thimbles, connectors, adjusting elements;
  - in retractable fall arresters - cable or webbing, retractor and brake proper acting, casing, energy absorber, connector;
  - in guided type fall arresters - body of the fall arrester, sliding function, locking gear acting, rivets and screws, connector, energy absorber;
  - in metallic components (connectors, hooks, anchors) - main body, rivets, gate, locking gear acting.
- after every 12 months of utilization, personal protective equipment must be withdrawn from use to carry out periodical detailed inspection. The periodic inspection must be carried out by a competent person for periodic inspection. The periodic inspection can be carried out also by the manufacturer or his authorized representative.
- in case of some types of the complex equipment e.g. some types of retractable fall arresters the annual inspection can be carried out only by the manufacturer or his authorized representative.
- regular periodic inspections are the essential for equipment maintenance and the safety of the users which depends upon the continued efficiency and durability of the equipment.
- during periodic inspection it is necessary to check the legibility of the equipment marking. Don't use the equipment with the illegible marking.
- it is essential for the safety of the user that if the product is re-sold outside the original country of destination the reseller shall provide instructions for use, for maintenance, for periodic examination and for repair in language of the country in which the product is to be used.
- personal protective equipment must be withdrawn from use immediately when any doubt arise about its condition for safe use and not used again until confirmed in writing by equipment manufacturer or his representative after carried out the detailed inspection.
- personal protective equipment must be withdrawn from use immediately and destroyed (or another procedures shall be introduced according detailed instruction from equipment manual) when it have been used to arrest a fall.
- a full body harness (conforming to EN 361) is the only acceptable body holding device that can be used, in a fall arrest system.
- in full body harness use only attachment points marked with a capital letter "A" to attach a fall arrest system.
- the anchor device or anchor point for the fall arrest system should always be positioned, and the work carried out in such a way, as to minimise both the potential for falls and potential fall distance. The anchor device/point should be placed above the position of the user. The shape and construction of the anchor device/point shall not allowed to self-acting disconnection of the equipment. Minimal static strength of the anchor device/point is 12 kN. It is recommended to use certified and marked structural anchor point complied with EN795
- it is obligatory to verify the free space required beneath the user at the workplace before each occasion of use the fall arrest system, so that, in the case of a fall, there will be no collision with the ground or other obstacle in the fall path. The required value of the free space should be taken from instruction manual of used equipment.
- there are many hazards that may affect the performance of the equipment and corresponding safety precautions that have to be observed during equipment utilization, especially: - trailing or looping of lanyards or lifelines over sharp edges, - any defects like cutting, abrasion, corrosion, - climatic exposure, - pendulum falls, - extremes of temperature, - chemical reagents, - electrical conductivity.
- personal protective equipment must be transported in the package (e.g.: bag made of moisture-proof textile or foil bag or cases made of steel or plastic) to protect it against damage or moisture.
- the equipment can be cleaned without causing adverse effect on the materials in the manufacture of the equipment. For textile products use mild detergents for delicate fabrics, wash by hand or in a machine and rinse in water. For energy absorbers use only a damp cloth to wipe away dirt. It's forbidden to immerse energy absorbers into the water. Plastic parts can be cleaned only with water. When the equipment becomes wet, either from being in use or when due cleaning, it shall be allowed to dry naturally, and shall be kept away from direct heat. In metallic products some mechanic parts (spring, pin, hinge, etc.) can be regularly slightly lubricated to ensure better operation.
- personal protective equipment should be stored loosely packed, in a well-ventilated place, protected from direct light, ultraviolet degradation, damp environment, sharp edges, extreme temperatures and corrosive or aggressive substances.
- Using the harness in connection with personal protective equipment against falls from a height must be compatible with manual instructions of this equipment and obligatory standards:
  - EN353-1, EN353-2, EN355, EN354, EN360 - for the fall arrest systems;
  - EN362 - for the connectors;
  - EN1496, EN341 - for rescue devices;
  - EN795 - for anchor devices.